

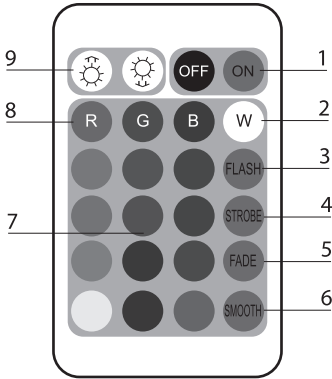


# Color Changing Light Strip with Remote LSR650

## OWNERS MANUAL

### Remote Control

1. On/Off switch
2. White light (mixed color)
3. Flash (flashing function)
4. Strobe (slow fading out of a color)
5. Fade (slow fading out with color change)
6. Smooth (smooth color change)
7. Control panel for color selection (12 mixed colors)
8. RGB setting (red, green, blue)
9. Increase/decrease the intensity of color

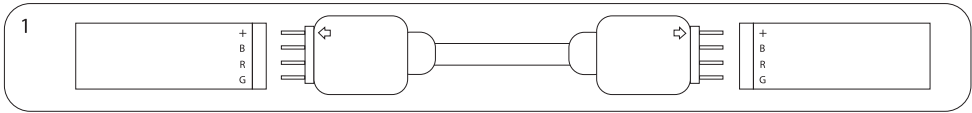


### Installation:

1. Clean the surface you intend to stick the light strip to.
2. Peel off the backing strip off the 3M adhesive tape.
3. Press and hold the light strip firmly against the surface.
4. Remove the tab from the battery compartment of the remote control.
5. Connect the USB cable to the USB port on a TV or a USB wall charger (1A charger required – not included).

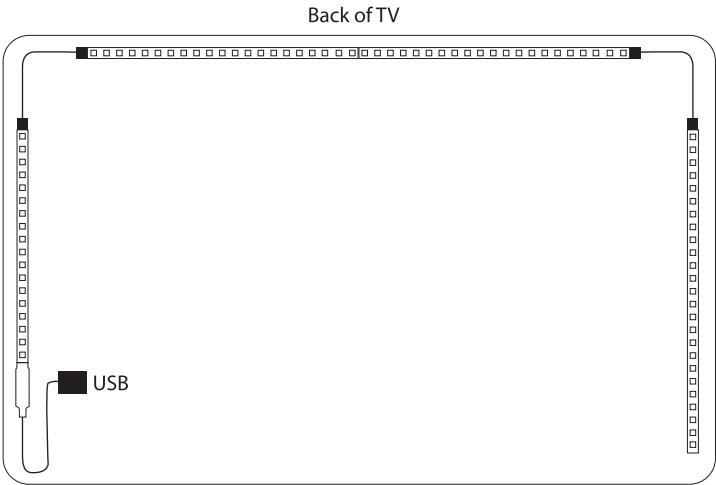
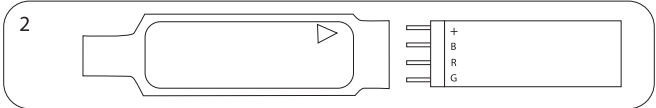
### Joining LED Strips:

Attach LED strips using corner cable connectors lining up arrows as illustrated in figure 1



### Joining LED Strip to IR Receiver/Controller:

Attach USB IR Receiver/Controller to the LED strip as illustrated in figure 2



### Changing the remote control battery

The battery for the remote control has already been installed. You only have remove the battery pull tab to operate.

1. The battery compartment is located on the narrow side of the remote control. Pull it out as shown.
2. Remove the empty battery and insert a 3V battery, type CR2025. The positive terminal must point upwards.
3. Place the battery compartment back in the remote control so it locks in place.

### For optimal performance:

Place IR receiver in a location away from the IR receiver on the TV to avoid interference from the TV remote control.

### Operation:

1. Turn on the LED Backlight by pushing the ON button on the remote control.
2. Select the desired color or the desired effect and push the corresponding button on the remote control. Please note that the color settings are mixed colors. For this reason the color tints may exhibit minor deviations. Even white light is a mixed color and thus not a purely white color tint.

3. Set the desired color brightness using the buttons to increase/decrease the intensity of color.
4. Push the OFF button to run off the LED backlight.

### Technical data:

Voltage supply:	
LED strips (USB)	5V
Remote Control	3V (1 x 3V battery, type CR2025)

Output: 2.5W

#### ACTION PRODUCTS WORLDWIDE, LLC LIMITED WARRANTY

**What is covered:** Any defect in materials and workmanship.  
**For how long:** 3 years from date of purchase.  
**What we will do:** If your product is defective and returned within 30 days after the date it was purchased, we will replace it at no charge to you. If returned after 30 days but within 3 years of the date of purchase we will repair it or, at our option, replace it at no charge to you. If we repair your product, we may use new or reconditioned replacement parts. If we choose to replace your product we may replace it with a new or reconditioned one of the same or similar design. The repair or replacement will be warranted under our standard three year warranty.  
**Limitations:** Implied warranties, including those of fitness for a particular purpose and merchantability (an unwritten warranty that the product is fit for ordinary use), are limited to 3 years from the date of purchase. We will not pay for loss of time, inconvenience, loss of use of your product or property damage caused by your product or its failure to work, or any other incidental or consequential damages including personal injury. Some states do not allow limitations on how long an implied warranty lasts or the exclusion of limitation of incidental or consequential damages, so the above exclusions or limitations may not apply to you.  
**What we ask you to do:** To get warranty service for your product you must provide proof of the date of purchase. Within 30 days of the date it was purchased, return your product to your place of purchase for immediate replacement. After 30 days, but before the end of the 3 year warranty period, you may return the product to the following address  
**Customer Service Department  
Action Products Worldwide, LLC  
PO Box 527  
Gladstone, NJ 07934**  
We suggest that you retain your original packaging material in the event you need to ship your product. When sending your product include your name, address, phone number, proof of date of purchase, and a description of the operating problem. After repairing or replacing your product we will ship it to your home within four weeks.  
**What this warranty does not cover:** Among other things this warranty does not cover defects resulting from accidents, unauthorized repair, failure to follow directions, misuse, fire, floods, and acts of God. If your protection is not covered by our warranty, call our customer service number at (877) 631-3373 to determine whether we will repair your product and other repair information, including charges. We, at our option, may replace rather than repair your product with a new or reconditioned one of the same or similar design, the repair or replacement will be warranted for three years. This limited warranty is the only one we give on your product, and it sets forth all our responsibilities regarding your product. There are no warranties that extend beyond the description set forth above.  
**State law rights:** This warranty gives you specific legal rights and you may also have other rights which may vary from state to state.